

TAG, Galactic System of Healing and Learning



"S/he who is the master of energy, determines the outcome."

Sananda

"If you want to understand the universe, you must understand
energy, frequency, and vibrations."

Nikola Tesla

First Month

Your Presence within a TAG Level I session

week two

We all have many stories that are part of why we are here today, our stories of calling.

You are part of a team Shiddea mission from first TAG book

You choose how to use your gifts

Birth plan contains contracts plans, skills, and negative patterns

Level of negative density, level of healing needed, puzzle pieces

Model for..... Session for personal Level I

Basic TAG I Session

your presence will attract those who will benefit

set space, design, clear, declare, and activate

Steps for in person session and is modified with long-distance work

Welcome client

- listen to what they are dealing with
- use spiral image to explain energy, frequency, and the dimensions that TAG impacts

Have your client lie on a massage table fully clothed

- Stand with your hands in position in the crown chakra area
- Speak your prayer, secure space
- Speak a guided journey to a place of safety and love for the client to be while you work
- Assure the client that even if they travel or even nap, you will bring them back when the work is complete.

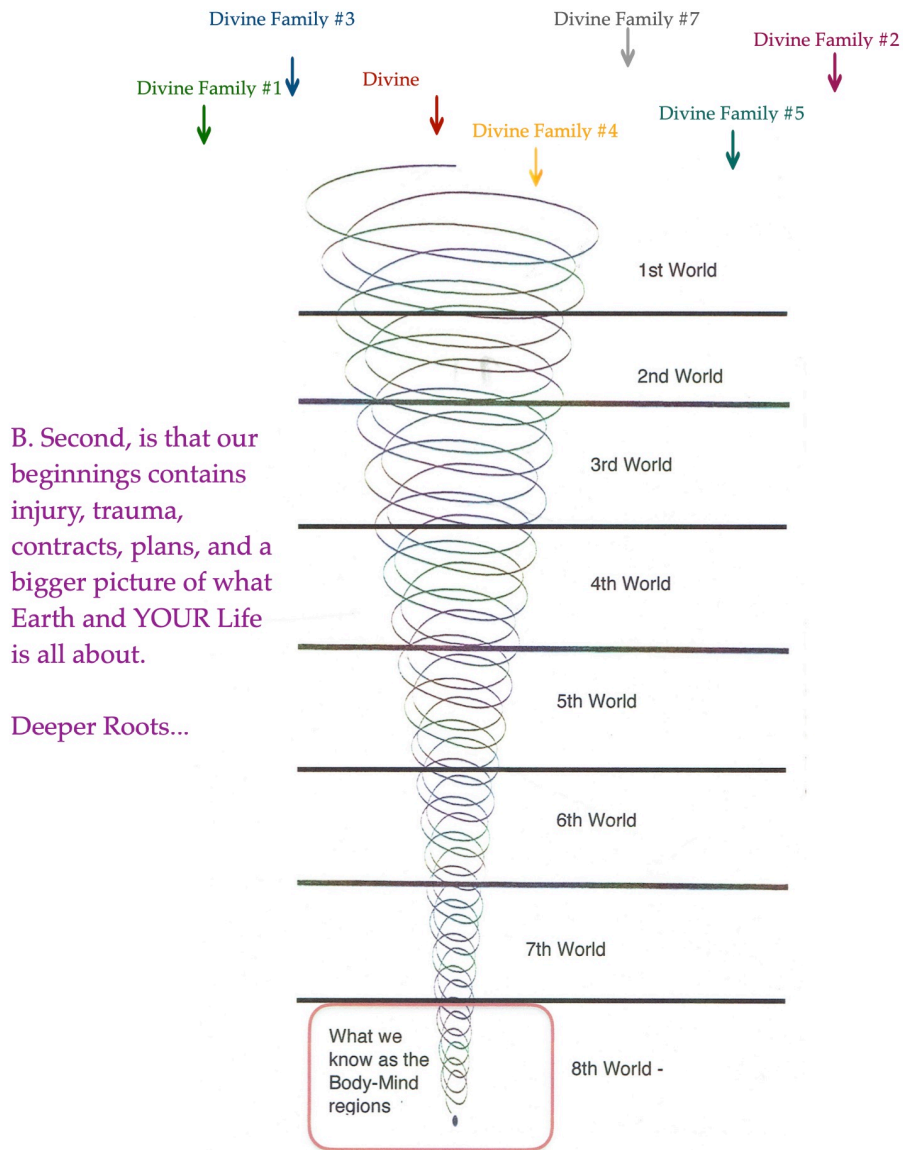
- Placing stones on body
 - Stones which carry and broadcast All colors are placed on the survival chakra points

- Follow your intuition and place stones, shells, oils, etc on the body like creating a sacred, healing collage
- Scan for chakra messages (yes or no message? in stress?) Make a note on your work sheet
- Standing at the client's head, ask the TAG healing teams to, "Activate TAG Matrix I ". hold that declaration until you hear or sense their response.
- The TAG Matrix I includes:
 - General clearing
 - evolutionary blueprint
 - DNA download, hear 'complete'
 - Chakra activated, 15 strands
- Sit and go to learn the message given from the chakras
- Using your pendulum and the color chart, ask to know the story
 - this of an other life time
 - was the client in a male or female body
 - was the client interacting with a soul in a male or female body
 - what did the client feel from the other
 - how did the client respond
 - what was the client left with
- Use your imagination and tools to re-frame the old story and write the new using the Reality Shift process
- Next, go to the feet and place your hands at that area of the body
- You want to know where your client is on his/her journey. I use gardening as a metaphor.
 - Sense yourself introducing the client to mother Gaia, connecting roots
 - Let your imagination to sense the client as a plant. Is s/he a new "seed", tender roots, needing compost, gentle rain, etc. Interpret what suggestions that might mean for the client.
- Using your pendulum, scan the body, check the 15 new chakra center for activity
- Use sounds, ie. chimes, rain stick, etc. to smooth the energy.
- Go to the client's head, speak to her/him, assure the body that you will be taking off the stone and other nature object and that their energies will remain to support the client and body.
- Guide the client back to the room and the cleared body suit.

When the client is present, give feedback

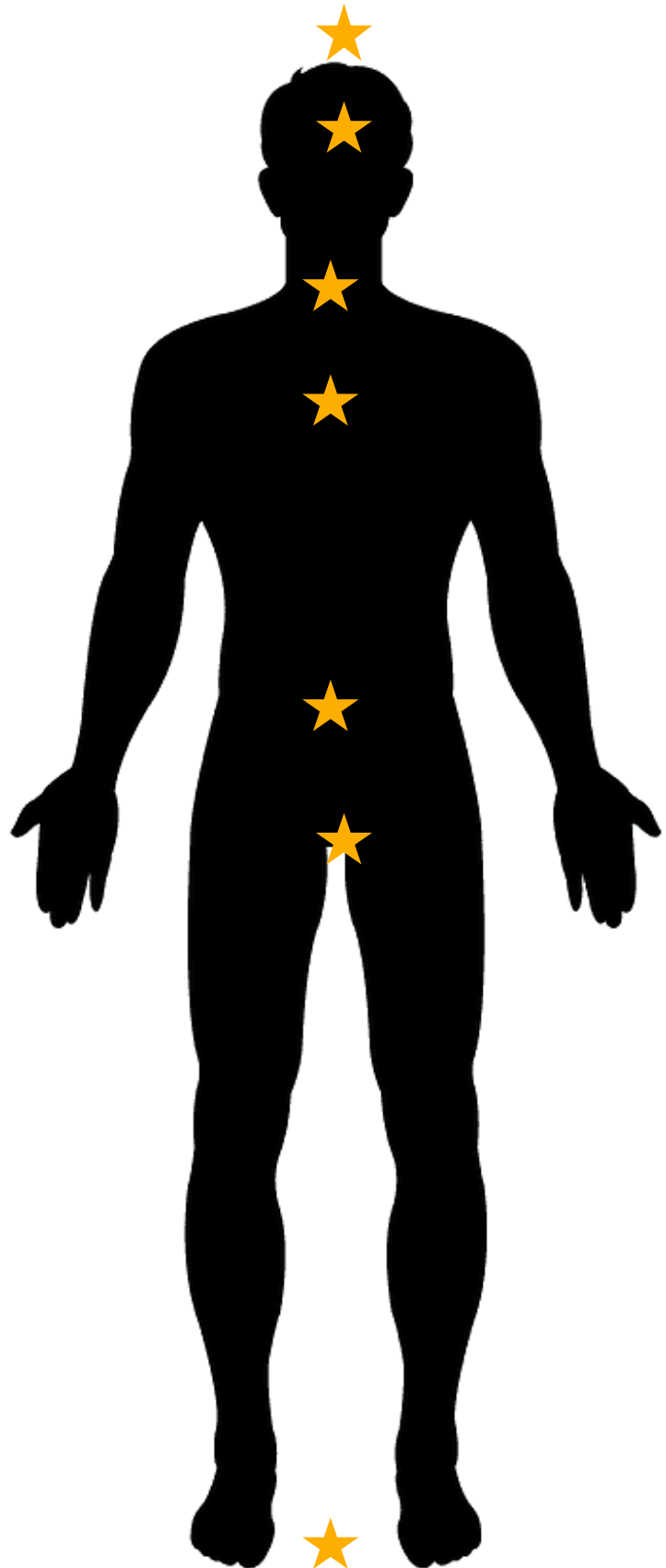
- Teach one process, i.e. Reality Statements and Reality Shift.
- With the client present, get a message using, cards, runes, poem, numerology, sayings, etc. Put the information into a Reality Shift process.

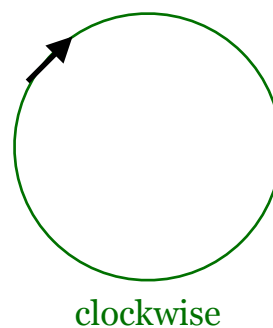
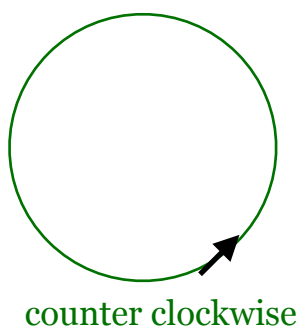
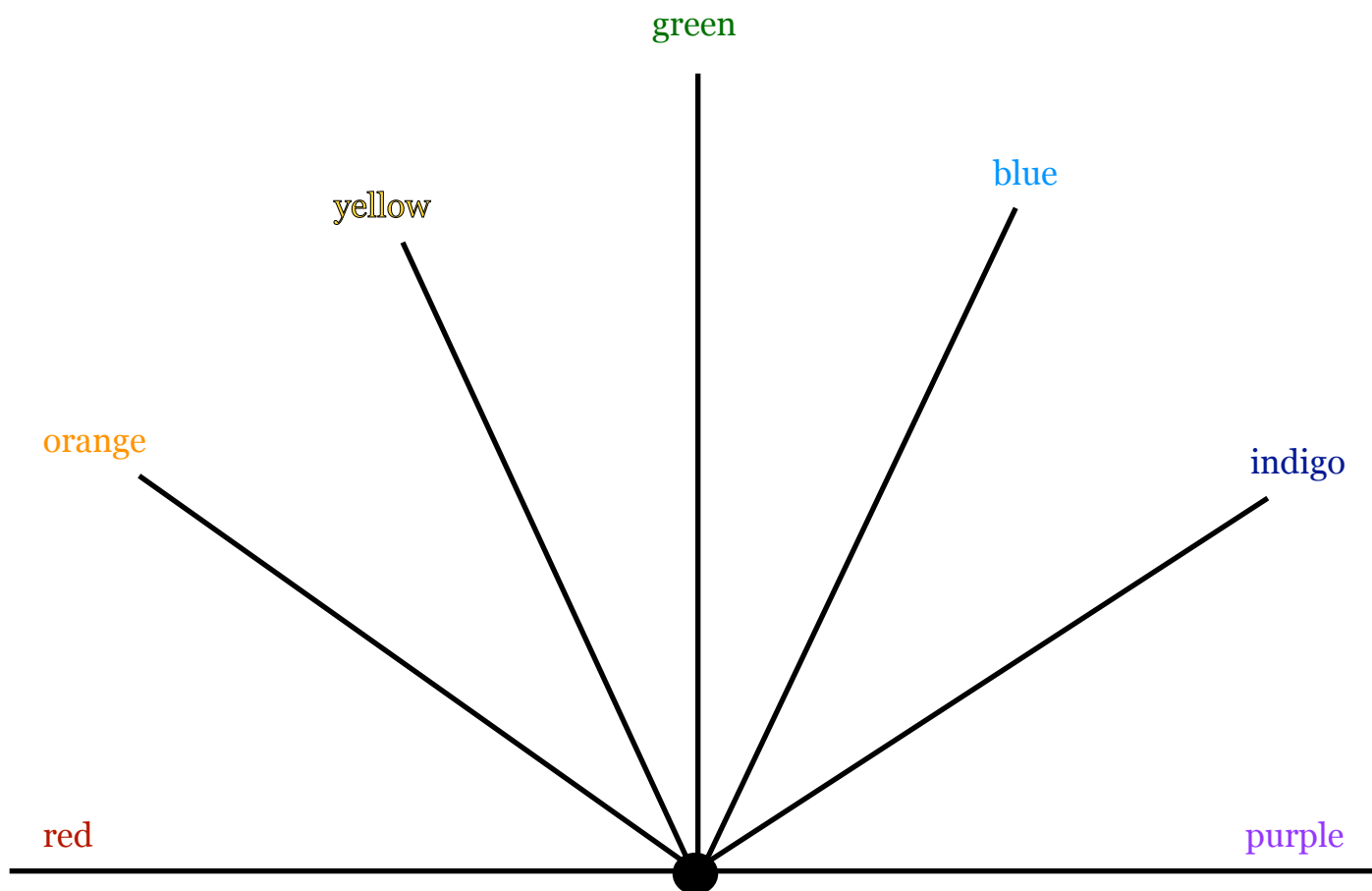
Various Source/Homes of All Good



Survival Chakras

1. Crown - connection to Higher Regions
2. Third Eye - spiritual gifts
3. Throat - speaking truth
4. Heart - share all good
5. Sexual/Creative - bringing for new life
6. Base - able to survive
7. Earth - resourced from Gaia





new question
considering..

Negative Density in a Birth Plan

Each lifetime, you include a "package" of negative patterns. They are from your other lifetime, family trauma, mass consciousness wounds, female psyche and/or male psyche experiences, galactic and earth contracts and more.

We do not all choose the same amount to bring in. Nor, do we bring the same amount each lifetime.

Therefore, each client will have some level of density representing all of the constructs that are contrary to Divine harmonics or Dominations impacts.

I use a pendulum to ask the level of density for my client.
Here are the segments of density in relationship to the TAG work.

Levels of density and TAG

400 to 700

Level I

700 to 1200

Level II

1201 to 1900

Level III

1901 and above

Advanced